

Catalyst Learner Registration & Login Experience

Contents

New Learner Registration	2
Step 1: Email Address Validation	2
Step 2: Complete Account Registration	2
Step 3: Explore!	4
Existing Learner Registration (Password Known)	5
Step 1: Email Address Validation	5
Step 2: Notification	5
Step 3: Log In as Existing Learner	6
Step 4: Explore!	6
Existing Learner Registration (Password Unknown)	7
Step 1: Email Address Validation	7
Step 2: Notification	7
Step 3: Incorrect Password	8
Step 4: Request to reset password	8
Step 5: Reset Password Email	9
Step 6: Create a New Password	9
Step 7: Log In	10

New Learner Registration

Step 1: Email Address Validation

After clicking the link in the Workplace on Catalyst access code email, learners are prompted to first enter their email address to create their Catalyst account. After the learner clicks **Submit**, Catalyst will check to see if the email exists as a learner account in the EPIC Respondent Site or the My Everything DiSC platform.

Create your account

First things first, what's your email? We recommend using your work email for the best experience.

Email

samantha.johnson@noemail.com



SUBMIT

Step 2: Complete Account Registration

Since new learners will not have an existing account, their next step is to finish creating their account by entering their first name, last name, and password. They can also enter their department (recommended) and upload a photo of themselves. After accepting the privacy policy and terms of use, the learner just needs to click **Let's Go**.

Create your account

Please fill in your info below so we can get you started. All fields are required unless otherwise stated.

Already have an account? [Log in.](#)

Your email

samantha.johnson@noemail.com

First name

Samantha



Last name

Johnson



Password (Make sure it meets our password requirements.)

Your password must be:

- 8-30 characters

And must include 3 of these:

- Uppercase character
- Lowercase character
- Number
- Special character: ~!@#\$\$%^&*()-_+{}
[]\;";?.,/

Don't use:

- Spaces
- Your email address

..... ✓


Confirm your password

..... ✓

What department do you work in? (This is optional, but it'll help people find you.)

Sales

If you'd like, add a photo:



[Click to choose file](#)
Or Drag image here
Size limit: 2MB

Privacy policy and terms



I consent to have my data processed and stored according to the [Privacy Policy](#) and [Terms of Use](#) of this site.

LET'S GO!

Step 3: Explore!


Learners will then see the Catalyst home page where they can take their Workplace on Catalyst assessment and learn more about DiSC.

EVERYTHING DiSC
A Wiley Brand

Hi Samantha  Log out 

Welcome

Reimagine your world with DiSC®



- Get started!
- Take the assessment ▶
- What's DiSC?
- Go to DiSC-ology ▶

We're excited you're here

Everything DiSC® is a personality tool that helps you gain a deeper understanding of yourself and the people around you.

You may learn some new things about yourself, or you may find yourself agreeing with things you already know. Regardless, we believe that getting to know ourselves and others is how we begin to shape environments where everyone can thrive.

Existing Learner Registration (Password Known)

Step 1: Email Address Validation

After clicking the link in the Workplace on Catalyst access code email, learners are prompted to first enter their email address to create their Catalyst account. After the learner clicks **Submit**, Catalyst will check to see if the email exists as a learner account in the EPIC Respondent Site or the My Everything DiSC platform.

Create your account

First things first, what's your email? We recommend using your work email for the best experience.

Email

oliverchase@noemail.com



SUBMIT

Step 2: Notification

Catalyst will notify the learner that the email address is already associated with an account. The learner just needs to click **Go Sign In**.

Create your account

First things first, what's your email? We recommend using your work email for the best experience.

Email

oliverchase@noemail.com



It looks like you already have an Everything DiSC® account. You can go ahead and sign in.

GO SIGN IN

Step 3: Log In as Existing Learner

The standard Catalyst login page appears allowing learners to enter their email and password.

oliverchase@noemail.com ✓

.....

Forgot [password?](#)



Remember me

LOG IN

Or, [Create an account](#)


Step 4: Explore!

EVERYTHING DiSC
A Wiley Brand

Hi, Oliver  [Log out](#) 

Welcome

Reimagine your world with DiSC®



- Get started!
- [Take the assessment >](#)
- What's DiSC?
- [Go to DiSC-ology >](#)

We're excited you're here

Everything DiSC® is a personality tool that helps you gain a deeper understanding of yourself and the people around you.

You may learn some new things about yourself, or you may find yourself agreeing with things you already know. Regardless, we believe that getting to know ourselves and others is how we begin to shape environments where everyone can thrive.

Existing Learner Registration (Password Unknown)

Step 1: Email Address Validation

After clicking the link in the Workplace on Catalyst access code email, learners are prompted to first enter their email address to create their Catalyst account. After the learner clicks **Submit**, Catalyst will check to see if the email exists as a learner account in the EPIC Respondent Site or the My Everything DiSC platform.

Create your account

First things first, what's your email? We recommend using your work email for the best experience.

Email

oliverchase@noemail.com



SUBMIT

Step 2: Notification

Catalyst will notify the learner that the email address is already associated with an account. The learner just needs to click **Go Sign In**.

Create your account

First things first, what's your email? We recommend using your work email for the best experience.

Email

oliverchase@noemail.com



It looks like you already have an Everything DiSC® account. You can go ahead and sign in.

GO SIGN IN

Step 3: Incorrect Password

If the learner enters an incorrect password, Catalyst will display the following message.

..... ✓

Your email or password is invalid.

Forgot [password?](#)

Remember me

LOG IN

Step 4: Request to reset password

If the learner clicks the Forgot Password link, Catalyst will prompt learners to enter their email address and click **Submit**.

Trouble signing in?

Enter your email address and we'll send you a link to reset your password.

Email

SUBMIT

Learners are notified that an email is on its way to help them reset their password.

Trouble signing in?

Enter your email address and we'll send you a link to reset your password.

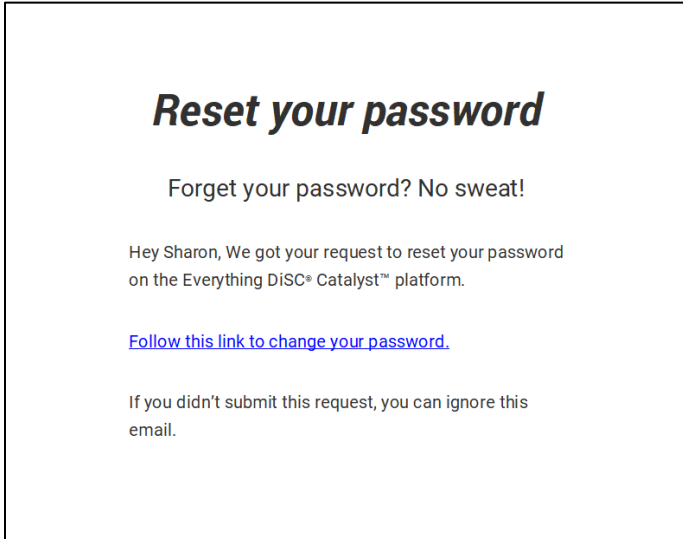
Email

If the email entered is associated with an account, you will receive an email to help you reset your password.

SUBMIT

Step 5: Reset Password Email

After opening the “reset password” email, learners click the link in the email.



Step 6: Create a New Password

The Catalyst Reset Password page opens. After entering a password twice, the learner clicks the **Submit**.

Reset password

Your password must be:

- 8-30 characters

And must include 3 of these:

- Uppercase character
- Lowercase character
- Number
- Special character: ~!@#%&*()_+{}|\\;":'"/

Don't use:

- Spaces
- Your email address

Enter new password

Confirm new password

SUBMIT

Step 7: Log In

Catalyst will then prompt the learner to log in by clicking **Sign In**.

You reset your password!

SIGN IN

The Catalyst Sign In page appears.

Email

Password

Forgot [password?](#)

Remember me

LOG IN

Or, [Create an account](#)

After logging in, learners will be prompted to enter their access code.

Please enter your access code. You'll find it in the Everything DiSC® email inviting you to create an account.

Access code

GIVE ME ACCESS